

DSC02033

21. Remove the spark plug cap; then disconnect all engine-related electrical connectors on the left side of the frame.




CD646




CD645


22. Remove the engine mounting bracket at the front of the engine and the two mounting cap screws at the rear.



DSC02030




DSC02028



DSC02029

23. Remove the engine.



DSC02045

Disassembling Engine/Transmission

1. Remove the two cap screws securing the exhaust pipe to the cylinder; then remove the pipe.