

**MOVABLE DRIVE FACE**

- Apply SUZUKI SUPER GREASE "A" to the sliding surface of rollers.

99000-25030 For U.S. model	SUZUKI SUPER GREASE "A"
99000-25010 For other models	



**NOTE:**

Approx. 5 – 7 g grease is required for the movable drive face assembly.

- Install a new O-ring to the movable drive face.



**NOTE:**

A new O-ring is required to seal the grease completely.



**DRIVE BELT**

- Degrease the drive and driven faces completely with cleaning solvent.



- Install the drive belt between the driven faces while pulling the movable driven face out.

