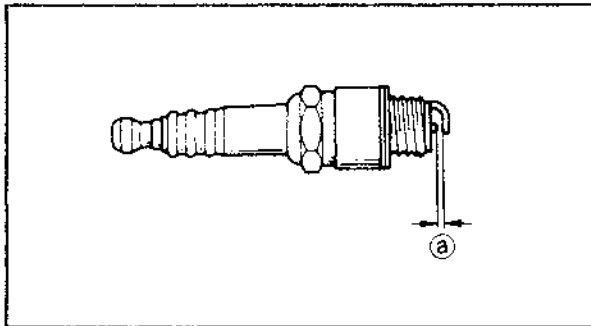



4. Inspect:
- Spark plug type
Incorrect → Replace.

Standard spark plug:
NGK B8HS
NGK BR8HS
(Noise suppresser type)




5. Measure:
- Spark plug gap **a**
Out of specification → Regap.
Use a wire gauge.

 **Spark plug gap:**
0.6~0.7 mm
(0.024~0.028 in)

6. Tighten:
- Spark plug

NOTE: _____
 Before installing a spark plug, clean the gasket surface and plug surface. Also it is suggested to apply a thin film of Anti Seize Compound to the spark plug threads to prevent future thread seizure.

 **Spark plug:**
20 Nm (2.0 m·kg, 14 ft·lb)

NOTE: _____
 If a torque wrench is not available when you are installing a spark plug, a good estimate of the correct torque is 1/4 to 1/2 turns part finger tight. Have the spark plug torqued to the correct value as soon as possible with a torque wrench.